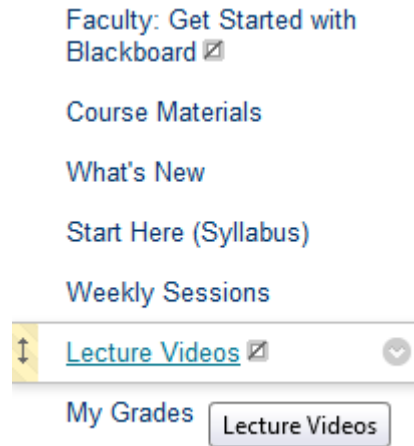


Enable/Disabling Content Downloads for Students:

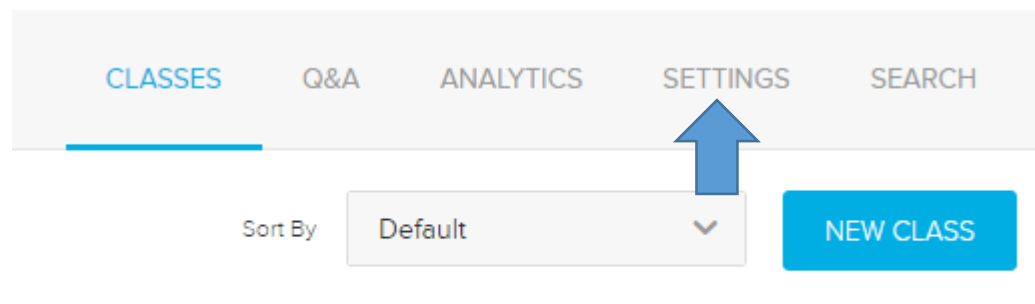
Please note that once disabled, you as the instructor can no longer download the raw files for your archives. You can turn downloads back on if you would like to download the files at a later time.

-Login to ECHO360 either from Clicking the [Lecture Videos](#) link within Blackboard

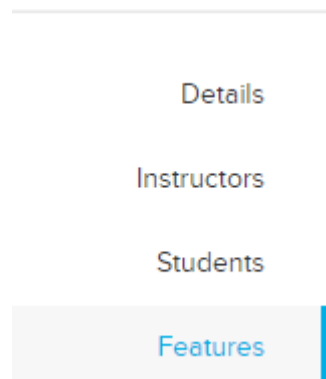


-This will automatically log you into the ECHO360 system and bring you to the ECHO360 Course page for that course

-Click the [Settings](#) button on the right upper right above the New Class button



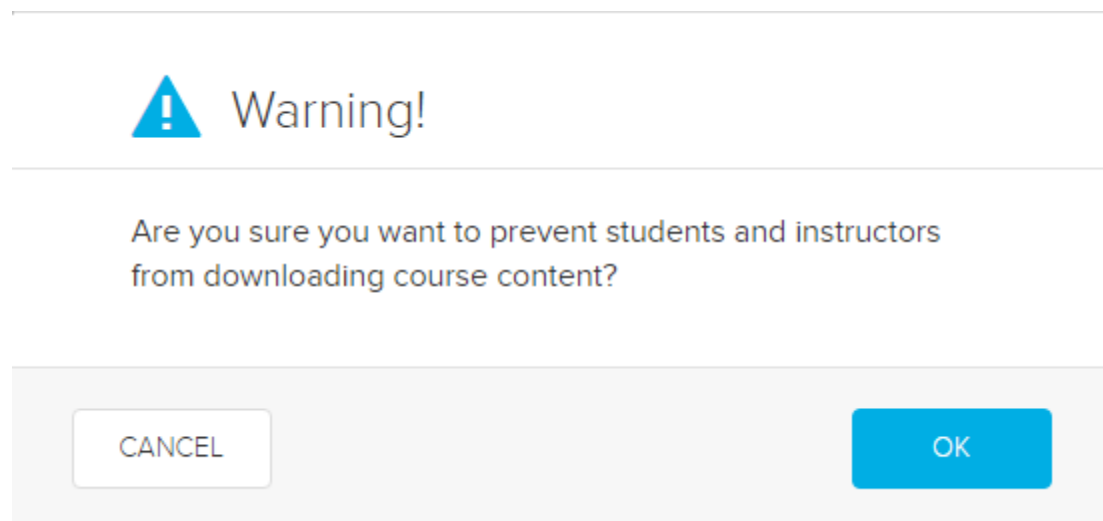
-Click **Features** on the left hand side at the bottom.



-Navigate to **Content Downloads**, and click on this button:



- After you click this message will appear:



-Select **OK**. Once completed the green box with the check mark will be greyed out:



- To Re-enable downloads, follow all previous steps and click the grey box and it will turn green with a check mark.

- If you encounter any issues please contact us and we will be more than happy to assist.